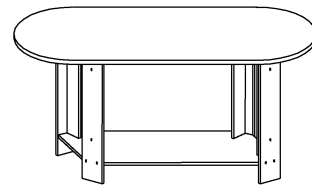




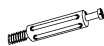
SX/D
→ 101 ↑ 51 ↘ 61



x 20



x 4



x 4



(a)

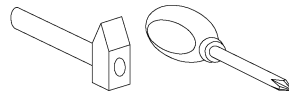
(b)

(c)

x 4



x 1



(d)

(e)

20 min



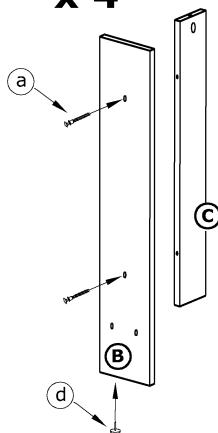
1 - FAZY MONTAŻU

A - OZNACZENIE ELEMENTÓW

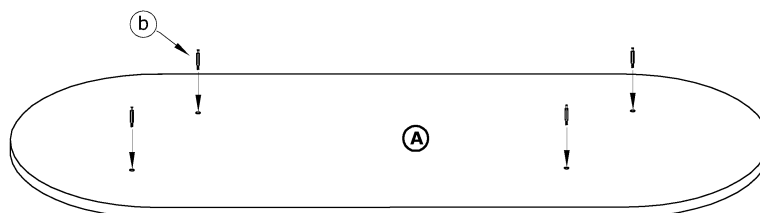
a - OZNACZENIE AKCESORIÓW

1

x 4



2



3

