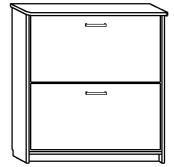




# ATHENA 2

→ 83+91-20



x 16  a	x 6  b	x 6  c	x 4  d	x 4  e	x 2  f
---------------	--------------	--------------	--------------	--------------	--------------

x 2  g	x 5  h	x 2 kpl.  i	x 2  j	x 2  k	 
--------------	--------------	-------------------	--------------	--------------	------

x 28 (3,5x16)  l	x 12 (6,2x16)  m	x 2  n	x 40  o	x 1 (808 mm)  p	
---------------------------	---------------------------	--------------	---------------	-----------------------	--

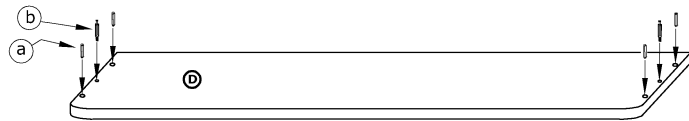
1 - FAZY MONTAŻU

A - OZNACZENIE ELEMENTÓW

a - OZNACZENIE AKCESORIÓW

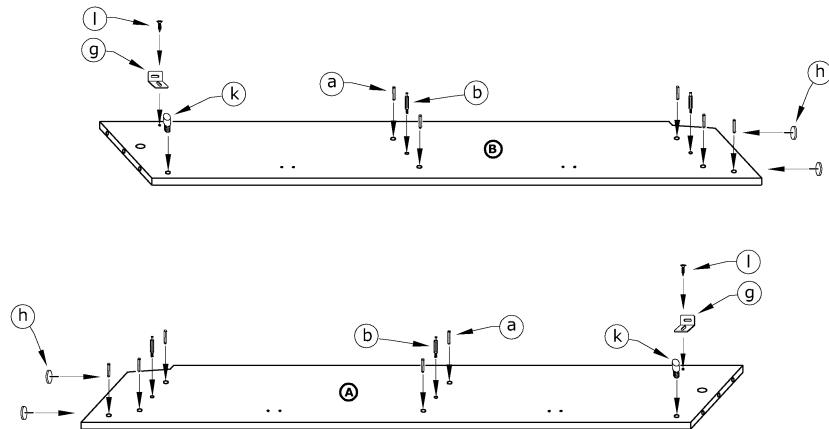
**1**

x 4  a	x 2  b
--------------	--------------



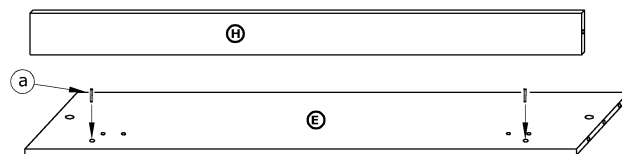
**2**

x 10  a	x 4  b
x 2  g	
x 4  h	
x 2  k	
x 2 (3,5x16)  l	



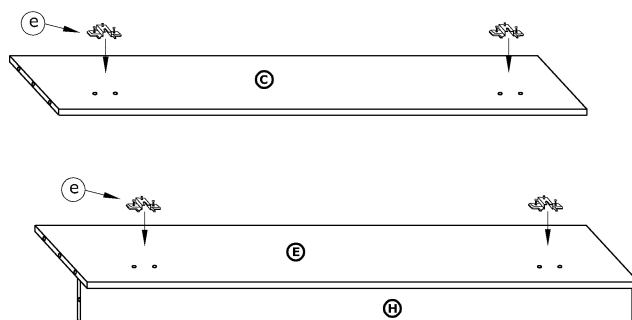
**3**

x 2  a
--------------



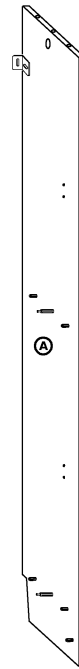
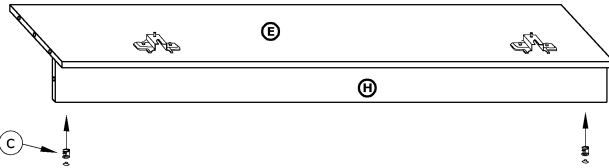
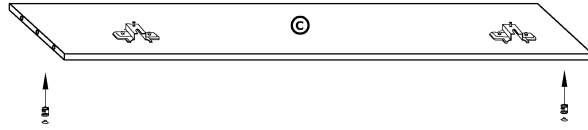
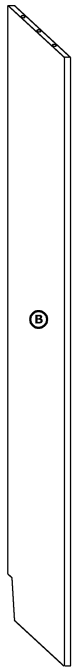
**4**

x 4  e
--------------



5

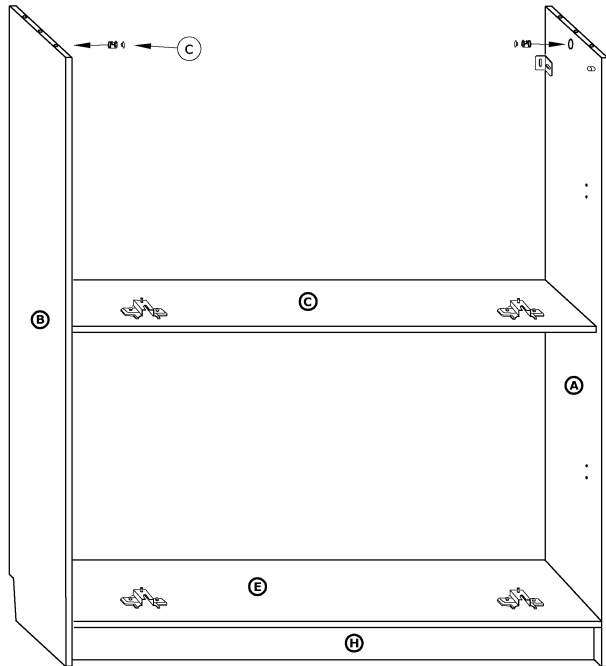

x 4  
c



6

x 2  
c

x 1  
h



7

x 40  
o

x 1  
(808 mm)  
p

