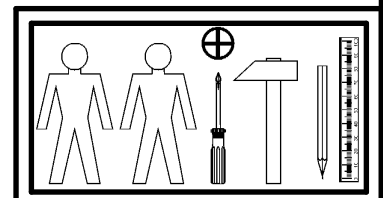
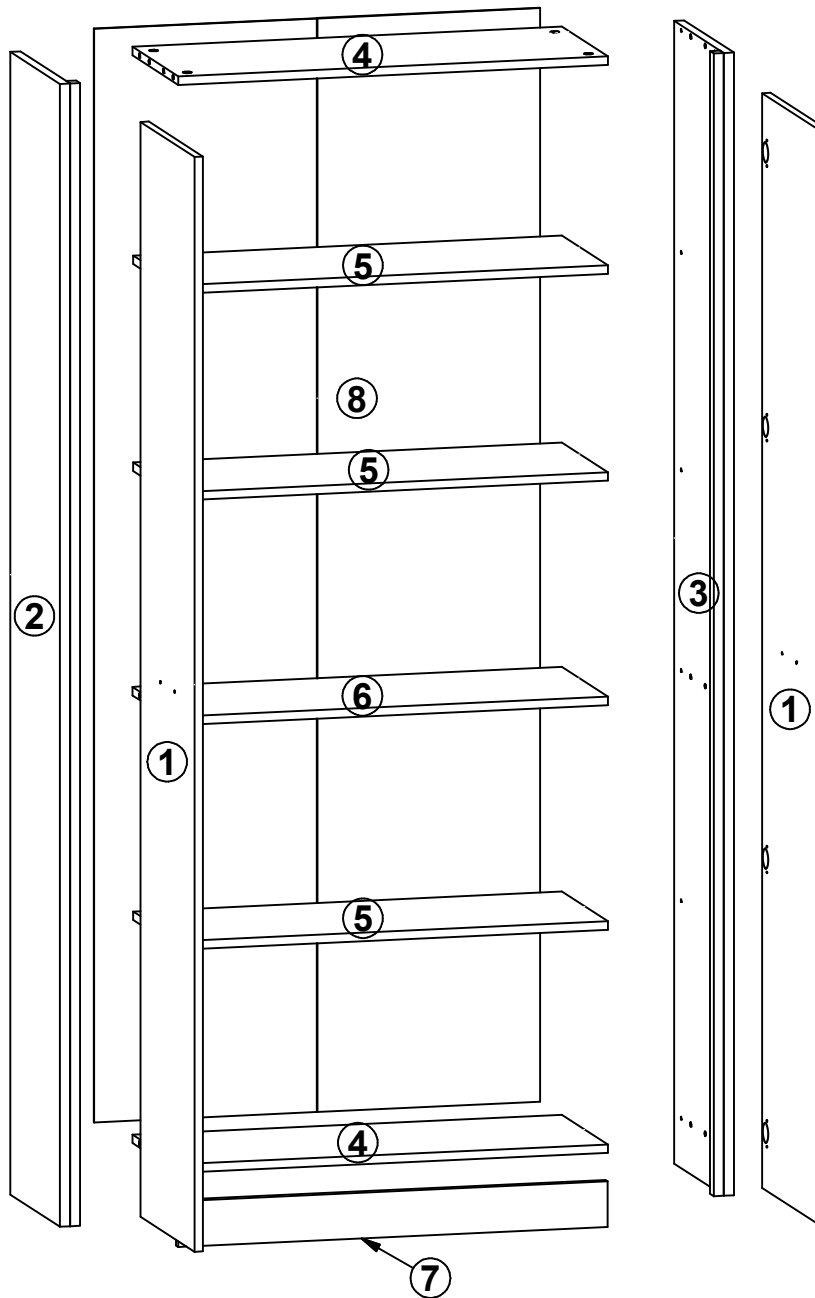
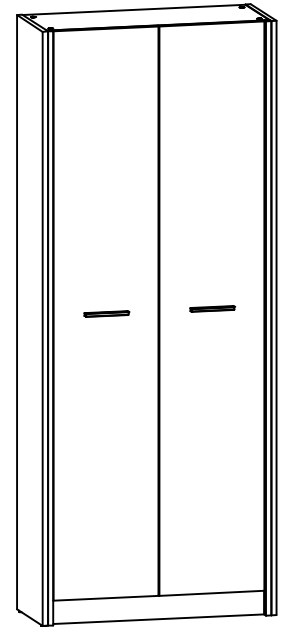


A	B	C	D
1	S135-024	1916	360 3/3
2	S135-155	2000	330 1/3
3	S135-156	2000	330 1/3
4	S135-348	765	305 2/3
5	S135-353	764	305 2/3
6	S135-365	765	305 2/3
7	S135-418	765	80 2/3
8	S135-930	1914	795 1/3



8x a43	8x b18	2x L=146/96 c296/3	12x φ5x17 mm d1	16x φ6,3x13 mm e2	16x φ8x30 mm f1	4x k1	65x l1	4x φ2,5x24 mm p50
16x φ3,5x15 mm p51	12x φ15x12mm #16 r1	12x r42	4x ø16 s2	1x n26/1	1x φ3,5x16 mm p38			

